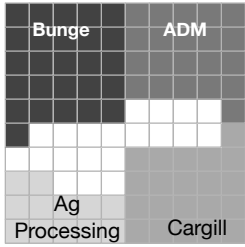



# U.S. Market Concentration

Soybean processing




CR4: 80%

Beef processing




CR4: 73%

Pork processing



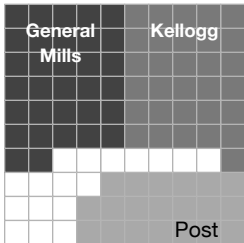
CR4: 67%

Chicken processing



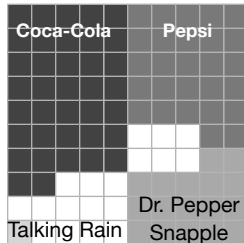
CR4: 54%

Cold cereal



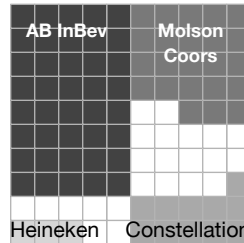
CR3: 83%

Soft drinks



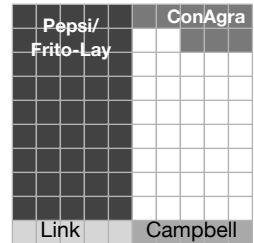
CR4: 82%

Beer



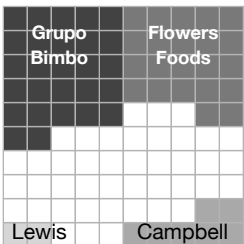
CR4: 77%

Salty snacks



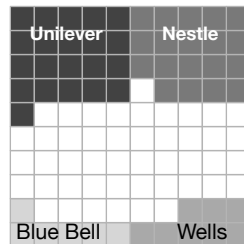
CR4: 63%

Bread



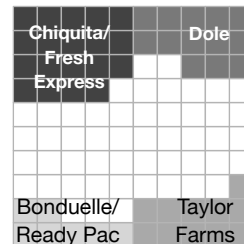
CR4: 58%

Ice cream



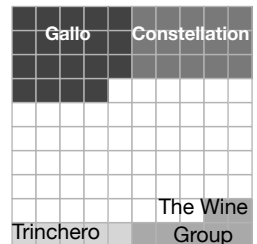
CR4: 54%

Fresh cut salad



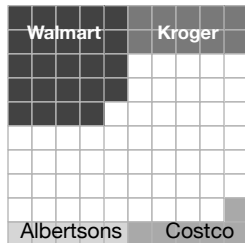
CR4: 50%

Wine



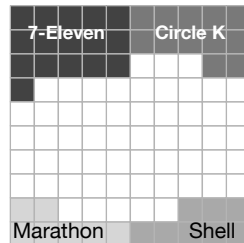
CR4: 46%

Retail grocery




CR4: 45%

Convenience stores



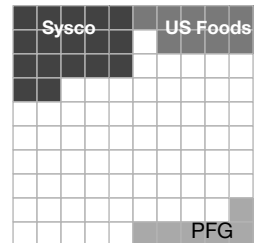
CR4: 43%

Fast food



CR4: 39%

Distribution



CR3: 32%

